

## PD-CE 360i/8

### Item number

EP10510700

### GTIN

4015120510700



### Product description

- Presence detector with **360° field of detection** for recessed ceiling mounting
- **range of up to 8 m** in diameter at a recommended installation height of 3 m (maximum height 5 m) for use in small rooms and passageways with natural lighting
- 16 A high-performance relay (tungsten pre-contact)
- Default settings ensure immediate operability

### Offers special product features such as:

- Simple parameterisation, remote control and documentation with ESY-Pen and ESY-App



### Technical data

#### GENERAL

Device category	Ceiling-mounted presence detector
Included in delivery	Includes lens mask
Product information	Please note the Explanation of circuit breaker in the download area of the product! Mounting position: Keep a safe distance of 5 m from radio antennas (e.g. WiFi access points).
User interface	IR remote control
Remote controllable	✓
Conformity	CE, EAC, RoHS, WEEE
Product-specific information	Configuration via ESY-app (ESY-Pen required!) or IR remote control possible.
Warranty	5 years

#### ATTACHMENT

Installation type	Recessed mounting
Installation position	Ceiling
Installation dimension	Installation depth: 67 mm, Ø 68 mm
Type of connection	Push terminal
Connectable wire cross section	1,5 - 1,5 mm <sup>2</sup>

#### HOUSING

Dimensions	Height/Depth 24 mm, Ø 82 mm
Weight	123 g
Material	UV-stabilised polycarbonate
Protection type	IP40
Permissible ambient temperature	-25 °C...+50 °C
Relative humidity	5 - 93 %, non-condensing
Colour	opal matt

#### ELECTRICAL VERSION

Control system	ON/OFF
Protection class	II
Nominal voltage	230 V AC / 50 Hz
In-rush current	800 A / 200 µs
Power consumption	0,3 W

#### SENSORS

Detection angle	360°
Detection range diagonally	Ø 8 m
Detection range head-on	Ø 6 m
Detection range presence	Ø 4 m
Field of detection	up to 50 m <sup>2</sup>
Recommended installation height	3 m
Max. mounting height	5 m
Light measurement	mixed light
Level of brightness	5 - 2000 lx

#### CHANNELS (LIGHTING / HVAC)

Number of light channels	1
Push button input lighting	1
Push button input HVAC	-
Slave input	✓
Max. number of slave detectors	10
Mode	Semi-automatic, Fully automatic
Switching delay from "dark to light"	300 s
Switching delay from "light to dark"	30 s
Constant light control	-
Channel	C1 Lighting

## PD-CE 360i/8

<b>Item number</b>	<b>GTIN</b>
EP10510700	4015120510700

Function	Switching
Switching capacity	230 V/50 Hz, 16 AX 2300 W/10 A (cos phi = 1) 1150 VA/5 A (cos phi = 0,5) 600 W LED

Switch contact	make contact / non-floating
Push button input	✓
Impulse mode	✓
Switch-off delay time	60 s...30 min (adjustable in steps)

### Factory settings

<b>GENERAL</b>	
Sensitivity	100 %

Operating mode	fully automatic
Level of brightness/switching threshold	400 lx
Switch-off delay time	5 min

<b>CHANNELS (LIGHTING / HVAC)</b>	
Channel	C1 Lighting

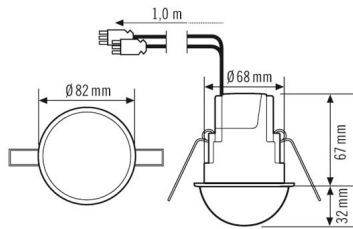
### Accessories

Product designation	Item number	Product description	GTIN
<b>Ceiling-mounted presence detector</b>			
PD-CE 360/8 Slave	EP10510748	Slave presence detector for extending the field of detection of a Master presence detector with 360° field of detection for ceiling flush mounting	4015120510748
PD-CE 360/24 Slave	EP10510755	Slave presence detector for extending the field of detection of a Master presence detector with 360° field of detection for ceiling flush mounting	4015120510755
<b>Electrical accessories</b>			
FILTER 230 V	EP10426988	Filter for suppression of inductive loads, such as relays, contactors, fluorescent lamps and transformers	4015120426988
<b>Protection</b>			
BASKET GUARD ROUND SMALL	EM10425615	Basket guard for presence and motion detectors and smoke detectors, Ø 165 mm, height 70 mm	4015120425615
<b>Remote control</b>			
ESY-Pen	EP10425356	ESY-Pen and ESY-App, two tools for every task: (1) Parameterisation, (2) remote control, (3) light measurement, (4) project management	4015120425356
REMOTE CONTROL MDi/PDi	EM10425509	IR remote control for presence detectors and motion detectors	4015120425509
REMOTE CONTROL USER	EM10016011	IR remote control for end users	4015120016011

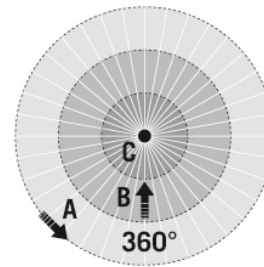
## PD-CE 360i/8

**Item number**      **GTIN**  
 EP10510700      4015120510700

### Dimension drawing



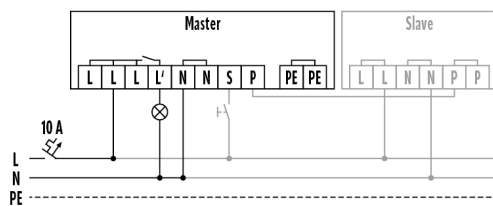
### Field of detections



### Detection range

■ Diagonally (A)	Ø 8 m
■ Frontal (B)	Ø 6 m
■ Presence area (C)	Ø 4 m

### Circuit diagram



Standard operation with optional control via a closing button and use of max. ten slave devices to one master device.

### Detailed product description

- Presence detector with **360° field of detection** for recessed ceiling mounting
- **range of up to 8 m** in diameter for use in small rooms and passageways with natural lighting
- 16 A high-performance relay (tungsten pre-contact), ideal for switching capacitive loads such as electronic ballasts, parallel-compensated fluorescent lamps, compact fluorescent lamps, energy saving lamps
- Automatic light control depending on presence and daylight
- Can be programmed by remote control, e.g. continuous lighting ON/OFF and automatic storage of the current light value
- Default settings ensure immediate operability
- Additional switch input for individual manual lighting control
- Detector can be used as a fully automatic or semi-automatic device
- The field of detection can be extended by connecting a "slave" presence detector
- In-built impulse feature for controlling automatic stairwell lights or control devices, and for use in facility management/PLC